

**EXCELLENT
PERFORMANCE**
Effective range up to
1/4 mile.

**WEAR ON LEFT
OR RIGHT EAR**
Mic boom swivels
270 degrees.

**LITHIUM
BATTERIES**
Provide continuous 6
hr operation and are
field replaceable.

**SPREAD
SPECTRUM**
Operating System



GOLD Series

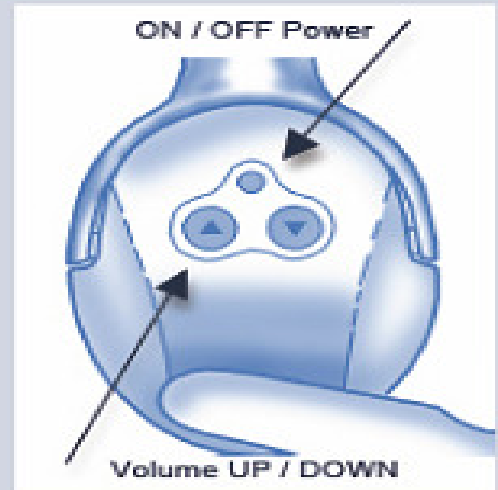
Double Channel Systems

Operation

ON/OFF Power Button

- 1) Press power button on the MASTER headsets. Flashing LED indicates "ON".
- 2) Press power button on the REMOTE headset(s).
- 3) The LED on all headsets will flash & then turn solid blue indicating headsets have linked.

Note) To turn off, press and hold the power button for 2 - 3 seconds. When LED turns red, release.



Set Volume

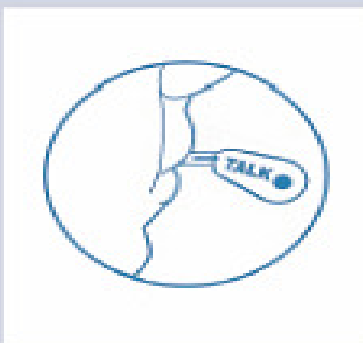
GOLD series headsets feature 5 volume settings. Select the desired volume by slowly clicking the UP or DOWN buttons. Audible tone reflects volume level. Double tone indicates low or max volume.

Head Coach Switch

Low profile switch is located on the bottom of the Head-Coach headset earcup. Audible tone confirms switching from offense to defense.



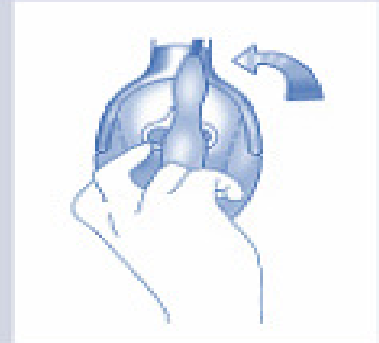
Headset Adjustments




Position microphone one-finger width from your mouth. Speak into the front-indicated by TALK.



Boom swivels so headset can be worn on left or right.



Microphone mutes when boom is in "UP" position.



IMPORTANT

Double Channel GOLD systems include TWO headsets labeled "MASTER".



These MASTER headsets must be turned "ON" to link the corresponding REMOTE headsets.

Battery

All GOLD headsets are powered by a Lithium Polymer battery that will operate 6 hours when fully charged.

Charging

- 1) Batteries are charged via the multi-charger.
- 2) Insert the batteries making sure the contacts are properly aligned.



Installation

- 1) Press the release button located on the bottom of the battery compartment.
- 2) Insert the battery into the compartment (arrow indicates proper direction) and snap door closed.



Low Indicator

A repetitive beep (every 20 seconds) indicates low power – battery should be charged or replaced.

Battery Care

To preserve optimum charge level remove battery from headsets when system not in use.

Safety

1. To prevent possible hearing damage, do not listen at high volume levels for long periods.

2. Risk of explosion if battery is replaced by an incorrect type, dispose of battery according to the instruction.

3. Recycle your products

The WEEE logo (shown at right) appears on the product to indicate that this product must not be disposed of or dumped with your other household wastes. You are liable to dispose of all your electronic or electrical waste equipment by transporting to an appropriate collection point for recycling of such hazardous waste.

FCC Radiation Exposure Statement: This equipment complies with FCC radiation exposure limits set forth for an uncontrolled environment.

IC Warning:

This device complies with Industry Canada licence-exempt RSS standard(s). Operation is subject to the following two conditions: (1) this device may not cause interference, and (2) this device must accept any interference, including interference that may cause undesired operation of the device.

L'exploitation est autorisée aux deux conditions suivantes: (1) l'appareil ne doit pas produire de brouillage, et (2) l'utilisateur de l'appareil doit accepter tout brouillage radioélectrique subi, même si le brouillage est susceptible d'en

IC Radiation Exposure Statement:

This equipment complies with IC RSS-102 radiation exposure limits set forth for an uncontrolled environment. This device and its antenna(s) must not be co-located or operating in conjunction with any other antenna or transmitter.



FCC Notice

This device complies with Part 15 of FCC rules. Operation is subject to the following 2 conditions: (1) This device may not cause harmful interference, and (2) This device must accept any interference received, including interference that may cause undesired operation. Changes or modifications not expressly approved by the party responsible for compliance could void the user's authority to operate the equipment.

Warranty

All GOLD headsets are warranted against defects in material and/or factory workmanship for a period of two years from the date of purchase. Standard repairs due to misuse or wear and tear, as well as replacement parts including but not limited to batteries, padding, USB cable, etc. are excluded. Shipping is to Porta Phone at customer's expense, Porta Phone will pay for return ground shipping if the product warranty applies to the repair.

Shipping

Prior to returning your headset for warranty or service you must call Porta Phone and for an RA (Return Authorization) number: 1 (800) 233-1113

General Service

All repair work will be performed for the cost of replacement parts and return shipping from the Porta Phone factory.

Service
Porta Phone
145 Dean Knauss Dr
Narragansett RI 02882



www.portaphone.com

1.800.233.113